



# FULL LOG HOME GENERAL INFO



Full Log Home Packages are available upon request. Packages include all the full logs needed as shown on plan for walls and porches, in between the row sealant, log spikes or screws, dowels, a row by row log layout, and log construction guide. It is recommended that the gable ends be stick-framed and log-sided with a matching log siding inside and out to complete the log look. Full log gables and log loft joists are also available but need to be cut on site. All corner logs will be notched at the factory for easier erection, but some site cutting and end trimming of logs is necessary. A full set of blueprints needs to be submitted to Meadow Valley for quoting purposes. Meadow Valley Log Homes is not responsible for compliance of local building or energy codes. Some floorplans are better suited for log siding instead of full logs. Please consult Meadow Valley for more information. All log profiles are air-dried Wisconsin White pine, maximum length of 24 feet, except the 3.5x9 timbers which are kiln-dried in 8', 12', and 16' lengths only.

## Profiles Available:

9" Swedish Cope      8" D-Log      9" x 9" Timber      3.5 x 9 Timber

All profiles feature a butt and pass corner system except the 9" Swedish Cope which has a Saddle Notch Corner System. The timbers are also available in Dovetail. Call 800-657-4666 for more information on Full Log Home Packages.

# FULL LOG GENERAL INFO



Logs and Timbers are Eastern White Pine and harvested in Wisconsin. All Full Log Products are air-dried and will naturally develop checks or cracks as they dry. This is an unavoidable natural process. Each individual log will contain the heartwood of the tree. A check will never pass through the heartwood, which maintains the structural integrity of the log.



**Checks in Log**



**Heartwood and Checks**

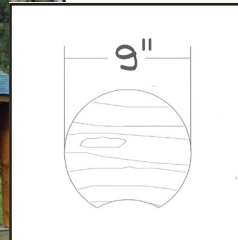
Full Log Products are raw log products and may require cleaning and/or sanding before finishing. We recommend using a breathable stain and avoid using any sealers like varnish or polyurethane.

Log Products are available in even lengths only, 8–16 feet. Longer lengths may be available, but an up-charge applies. The 9 Inch Diameter log is our standard size, other diameters may be available, but lead times will vary.



# 9 INCH COPED FULL LOG

WITH SADDLE NOTCH CORNERS



DETAILS	9" LOG
Species	Air-dried Wisconsin White Pine
Surface	Smooth
Coverage	7 7/8" inch
Lengths (Even Only)	6'-16' (Upcharge for lengths 18'-24')
Fasteners	10"/12" Spike or Screw
Corner System	Saddle Notch

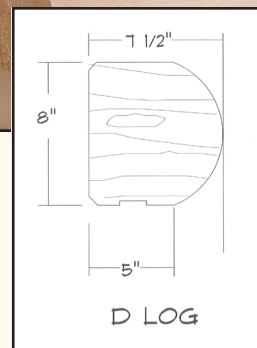

**SUBMIT PLAN FOR PRICING**

# 8 INCH D-LOG

WITH BUTT AND PASS CORNERS



1-800-657-4666



DETAILS	8" D-LOG
Species	Air-dried Wisconsin White Pine
Surface	Smooth
Coverage	8 inch
Lengths (Even Only)	6'-16'
Fasteners	12" Spike or Screw
Corner System	Butt and Pass

*The D-Log provides a rounded log-like exterior with a flat, timber-like interior.*

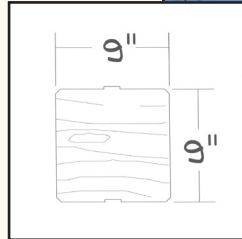
**SUBMIT PLAN FOR PRICING**





1-800-657-4666

# 9 X 9 INCH T&G TIMBERS



Dovetail



Butt & Pass



Solid


DETAILS	9" X 9" TONGUE & GROOVE TIMBER
Species	Air-dried Wisconsin White Pine
Surface	Smooth with Beveled Edges
Coverage	9 inch
Lengths (Even Only)	6'-16'
Fasteners	12" Spike or Screw
Corner System	Butt and Pass/Solid Corner/Dovetail

**SUBMIT PLAN FOR PRICING**

# 3.5 X 9 T&G TIMBERS



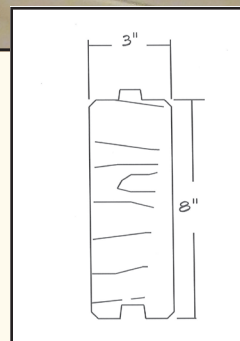
1-800-657-4666



Dovetail



Butt & Pass



DETAILS	3.5 X 9 TONGUE & GROOVE TIMBER
Species	Kiln-dried White Pine
Surface	Smooth with Beveled Edges
Coverage	8 inch
Lengths	8', 12', 16' only
Fasteners	12" Screw
Corner System	Butt and Pass/Solid Corner/Dovetail

**SUBMIT PLAN FOR PRICING**