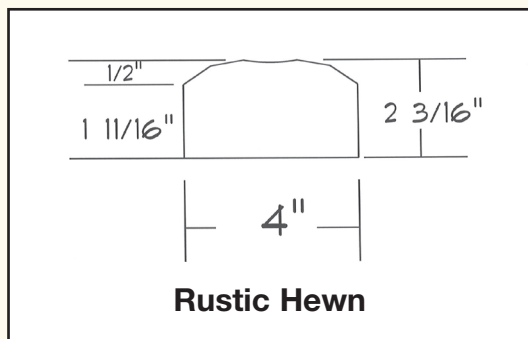
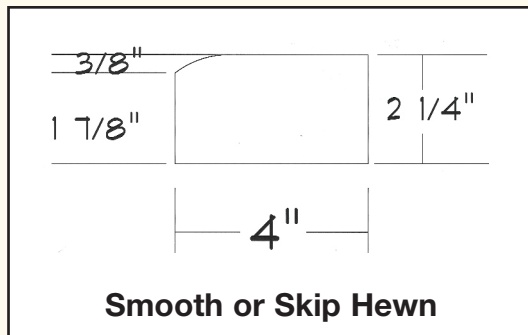


DETAILS	COTTAGE
Species	Kiln-dried Wisconsin White Pine Air-dried Western Red Cedar
Surface	Smooth/Radius (Reversible) Circle Sawn/Skip Hewn (Reversible) Rustic Hewn
Lengths	8', 12', 16'
Thickness	2-1/4 inch
Coverage	4 inch



Radius




Skip Hewn



Rustic Hewn

DESCRIPTION	VENDOR PART NUMBER
PINE SMOOTH	3011012402-08, -12, -16
PINE SKIP HEWN	3011012402-08CS, -12CS, -16CS
PINE RUSTIC HEWN	3011012402-08H, -12H, -16H
CEDAR SMOOTH	2011012402-08, -12, -16
CEDAR SKIP HEWN	2011012402-08CS, -12CS, -16CS
CEDAR RUSTIC HEWN	2011012402-08H, -12H, -16H



Smooth

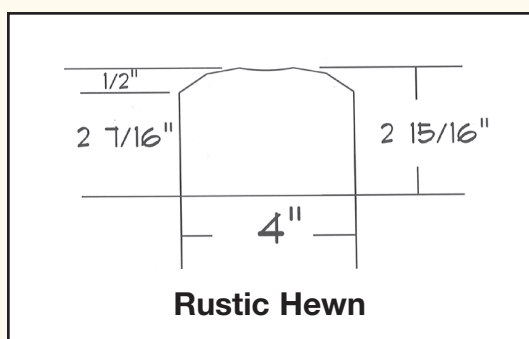
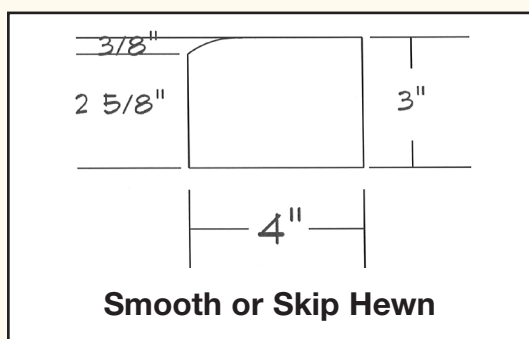
WINDOW AND DOOR TRIM

COTTAGE XL



1-800-657-4666

DETAILS	COTTAGE XL
Species	Kiln-dried Wisconsin White Pine Air-dried Western Red Cedar
Surface	Smooth/Radius (Reversible) Circle Sawn/Skip Hewn (Reversible) Rustic Hewn
Lengths	8', 12', 16'
Thickness	3 inch
Coverage	4 inch



Radius



Skip Hewn



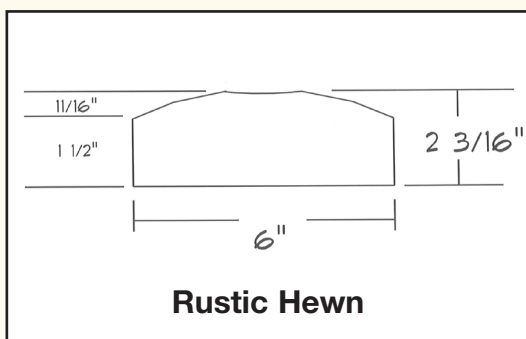
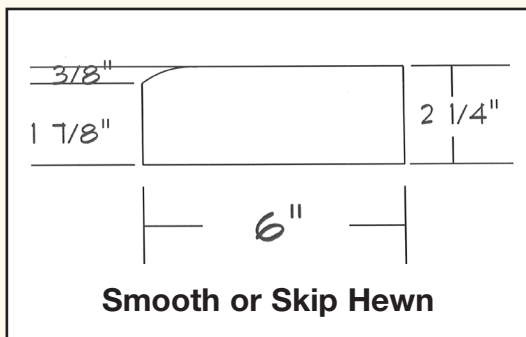
Rustic Hewn



Circle Sawn

DESCRIPTION	VENDOR PART NUMBER
PINE SMOOTH	3011023401-08, -12, -16
PINE SKIP HEWN	3011023402-08CS, -12CS, -16CS
PINE RUSTIC HEWN	3011023402-08H, -12H, -16H
CEDAR SMOOTH	2011023402-08, -12, -16
CEDAR SKIP HEWN	2011023402-08CS, -12CS, -16CS
CEDAR RUSTIC HEWN	2011023402-08H, -12H, -16H

DETAILS	LODGE
Species	Kiln-dried Wisconsin White Pine
Surface	Smooth/Radius (Reversible) Circle Sawn/Skip Hewn (Reversible) Rustic Hewn
Lengths	8', 12', 16'
Thickness	2-1/4 inch
Coverage	6 inch



Radius



Skip Hewn



Rustic Hewn

Custom trim sizes also available in
Rough Sawn, Smooth (S4S or S2S), or Hewn.
Contact us for details.

DESCRIPTION	VENDOR PART NUMBER
SMOOTH	3011012602-08, -12, -16
SKIP HEWN	3011012602-08CS, -12CS, -16CS
RUSTIC HEWN	3011012602-08H, -12H, -16H



WINDOW AND DOOR TRIM

LODGE XL



1-800-657-4666

DETAILS	LODGE XL
Species	Kiln-dried Wisconsin White Pine
Surface	Smooth/Radius (Reversible) Circle Sawn/Skip Hewn (Reversible) Rustic Hewn
Lengths	8', 12', 16'
Thickness	3 inch
Coverage	6 inch



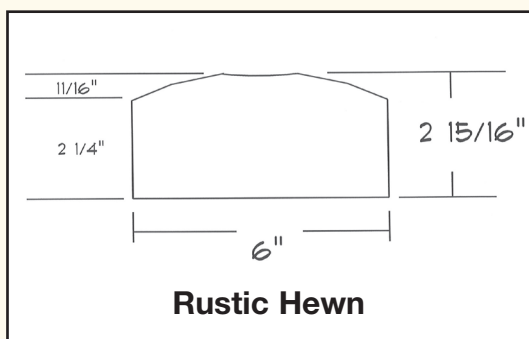
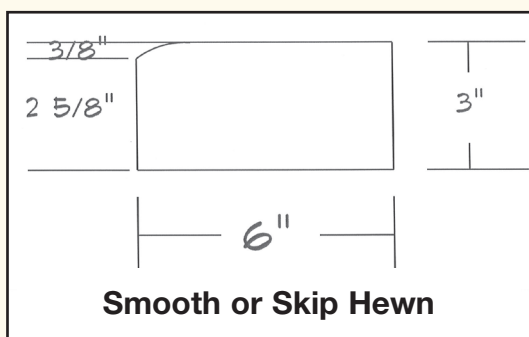
Radius



Circle Sawn



Rustic Hewn



DESCRIPTION	VENDOR PART NUMBER
SMOOTH	3011023601, -12, -16
SKIP HEWN	3011023602-08CS, -12CS, -16CS
RUSTIC HEWN	3011023602-08H, -12H, -16H





1-800-657-4666

WINDOW AND DOOR TRIM

5" X 5" TRIM

For use with 4-1/2x9 half log siding

DETAILS	5 x 5
Species	Air-dried Wisconsin White Pine
Surface	Smooth, Hand Hewn Available
Lengths	8', 12'

DESCRIPTION	VENDOR PART NUMBER
SMOOTH	3011023603-08, -12
HAND HEWN	3011023603-08H, -12H



1 1/2" X 3 1/2" TRIM

For use with 1 x 8 Woodsman

DETAILS	1 1/2 x 3 1/2
Species	Kiln-dried SPF
Surface	Rustic Hewn
Lengths	8', 12', 16'

VENDOR PART NUMBER
1010001806-08H, -12H, -16H



NATURAL EDGE TRIM



1-800-657-4666



DETAILS	NATURAL EDGE
Species	Pine
Surface	Smooth Face, Natural Edge
Lengths	8', 12'
Size	1/2" thick by 2"-8" wide (varies per piece)

Available in 4-piece packs only.

VENDOR PART NUMBER

3011023800-08, -12





INSTALLING WINDOW AND DOOR TRIM

For Log Siding

In most cases window and door trim (and J-Blocks) are installed before fastening any log siding to the home.

Most contractors will simply butt the trim for a more rustic look instead of cutting a 45 degree angle on the corners, and it's almost impossible to 45 hewn trim and get it to match. Basically you create a "box" around each window.



Fastening Window and Door Trim:

While face nailing the trim is acceptable, the preferred method is to toenail through the sides of the trim. There is a greater chance of hiding the nails when toenailing them when the siding butts up to the trim. The nail holes can always be caulked too when a bead of caulk is applied later. It is strongly recommended to caulk the joints around all windows, doors and corners where the siding meets the trim or corner.

Some contractors will cut the bottom trim board lengthwise to create a slight angle on the bottom trim board so it sheds moisture more easily. This is more commonly done on wider trims.